

THE NEW 35UT SINGLE AXLE UTV HAULER



Specially designed for UTVs and ATVs, the 35UT comes maxed out with all the features needed to get your toys to the fun—easily and securely. The absence of a top rail gives quick access to your UTV without damage to swinging doors, and the added ability to side load ATVs. The rear bi-fold rampgate is configured to make loading and unloading a cinch, while cutting down on wind resistance when hauling down the road. And with included D-rings and rubrails for added tie-down points, this is one trailer that will keep your toys safely on the road – until you're ready to go off of it.





BigTex
TRAILERS®

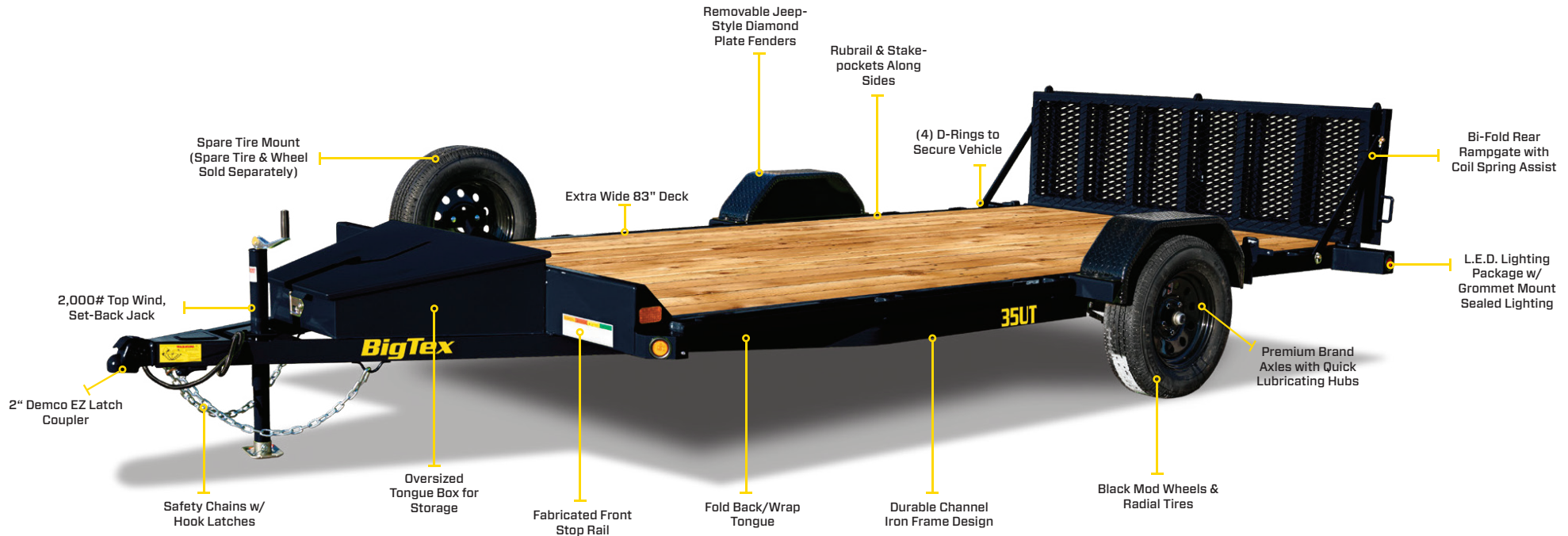
www.bigtextrailers.com/35UT

35UT SINGLE AXLE UTV HAULER

BigTex
TRAILERS®

www.bigtextrailers.com/35UT

 GVWR: 2,995#
  EMPTY WEIGHT: 1,500#
  LENGTH: 14'
  BED WIDTH: 83" WIDE
  COUPLER: 2" Demco EZ Latch, A-Frame



BI-FOLD REAR RAMPGATE WITH COIL SPRING ASSIST

Configured to make loading and unloading a cinch, the bi-fold rampgate also cuts down on wind resistance. With the added spring assist, the gate is easier to set up and load up.



REMOVABLE JEEP-STYLE DIAMOND PLATE FENDERS

Heavy-duty Jeep-style steel fenders, which can easily be removed for loading or unloading.






2" DEMCO EZ LATCH COUPLER

With Demco's Premium EZ Latch Coupler, automatically latch onto a hitch ball, providing an easy and convenient way to secure your trailer.

35UT SINGLE AXLE UTV HAULER

BigTex
TRAILERS®

www.bigtextrailers.com/35UT

 G.V.W.R.: 2,995#
  EMPTY WEIGHT: 1,500#
  LENGTH: 14'
  BED WIDTH: 83" WIDE
  COUPLER: 2" Demco EZ Latch, A-Frame

SPECIFICATIONS

G.V.W.R.	2,995#
G.A.W.R. (Ea. Axle)	3,500#
COUPLER	2" Demco EZ Latch, A-Frame
SAFETY CHAINS	1/4" Grd. 30 w/ Safety Latch Hook (2 ea)
JACK	2,000# Top Wind, Set-Back Jack
TONGUE	3" Channel Fold Back/Wrap Tongue
TOP RAIL	None
FRAME	4" Channel
CROSSMEMBERS	2" x 2" x 3/16" Angle
UPRIGHTS	None
FENDERS	9" x 32" Jeep-Style Diamond Plate (Removable)
AXLE	3,500# Axles w/ Brake Flanges & Quick Lubricating Hubs
SUSPENSION	Multi-Leaf Spring
TIRE	ST205/75R-15 Load Range C
WHEEL	15" x 5; Black Mod, 5 on 5 Bolt Pattern
FLOOR	2" Treated Pine or Douglas Fir*
LIGHTS	L.E.D. D.O.T. Stop, Tail, Turn & Clearance
ELEC. PLUG	4-Way Flat w/ Loom

OPTIONAL EQUIPMENT

Category	Code	Description
BRAKES	BRK1	Electric Brakes w/ Complete Brake-Away Kit
TIRE/WHEEL	SP	Spare Tire & Wheel (ST205/75R-15 LR-C)
TIRE/WHEEL	TUAL	Upgrade to Aluminum Wheels w/ Black Trim (ST205/75-15 LR-C)
TIRE/ WHEEL	SPUAL	Spare Upgrade to Alum. Wheels w/ Black Trim (ST205/75-15 LR-C)

OPTIONAL EQUIPMENT CONTINUED

Category	Code	Description
RAMPS	4SIR	4' Slide-In Ramp Package in lieu of Rampgate
BODY	BWPRO	Blackwood Pro Rubber Infused Floor



DIMENSIONS

Bed Length	A	B	C
14'	168"	102"	66"

